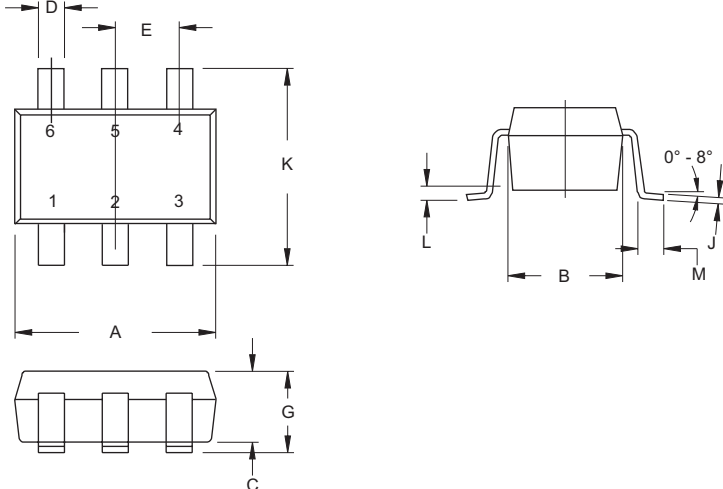

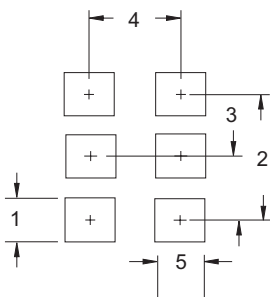


SOT-23-6 PACKAGE OUTLINE & DIMENSIONS

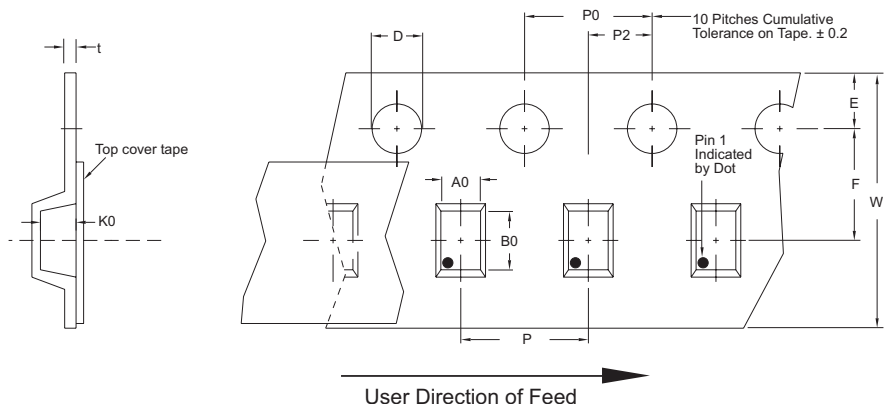
PACKAGE OUTLINE		SOT-23-6		
				
PACKAGE DIMENSIONS				
DIM	MILLIMETERS		INCHES	
	MIN	MAX	MIN	MAX
A	2.80	3.05	0.110	0.120
B	1.50	1.75	0.059	0.070
C	0.90	1.30	0.036	0.051
D	0.30	0.40	0.012	0.016
E	0.85	1.05	0.033	0.040
G	0.90	1.45	0.036	0.057
J	0.09	0.20	0.003	0.008
K	2.60	3.00	0.102	0.118
L	0.0	0.15	0.0	0.006
M	0.30	0.60	0.012	0.024

MOUNTING PAD																							
																							
<table border="1" style="margin: auto;"> <thead> <tr> <th colspan="3">TYPICAL</th> </tr> <tr> <th>DIM</th> <th>Millimeters</th> <th>Inches</th> </tr> </thead> <tbody> <tr> <td>1</td> <td>0.70</td> <td>0.028</td> </tr> <tr> <td>2</td> <td>1.90</td> <td>0.074</td> </tr> <tr> <td>3</td> <td>0.95</td> <td>0.037</td> </tr> <tr> <td>4</td> <td>2.40</td> <td>0.094</td> </tr> <tr> <td>5</td> <td>1.00</td> <td>0.039</td> </tr> </tbody> </table>			TYPICAL			DIM	Millimeters	Inches	1	0.70	0.028	2	1.90	0.074	3	0.95	0.037	4	2.40	0.094	5	1.00	0.039
TYPICAL																							
DIM	Millimeters	Inches																					
1	0.70	0.028																					
2	1.90	0.074																					
3	0.95	0.037																					
4	2.40	0.094																					
5	1.00	0.039																					

NOTES												
1. Dimensioning and tolerances per ANSI Y14.5M, 1985.												
2. Controlling Dimension: Inches												
3. Dimensions are exclusive of mold flash and metal burrs.												
TAPE & REEL ORDERING NOMENCLATURE												
1. Surface mount product is taped and reeled in accordance with EIA-481.												
2. Suffix-T7 = 7 Inch Reel - 3,000 pieces per 8mm tape.												
3. Suffix-LF = Lead-Free, Pure Tin Plating.												

Tape & Reel Specifications (Dimensions in millimeters)

Reel Dia.	Tape Width	A0	B0	K0	D	E	F	W	P0	P2	P	tmax
178mm (7")	8mm	3.20 ± 0.10	3.20 ± 0.10	1.65 ± 0.10	1.50 ± 0.10	1.75 ± 0.10	3.50 ± 0.05	8.00 ± 0.30	4.00 ± 0.10	2.00 ± 0.05	4.00 ± 0.10	0.25



COPYRIGHT © ProTek Devices 2007

SPECIFICATIONS: ProTek reserves the right to change the electrical and or mechanical characteristics described herein without notice (except JEDEC).

DESIGN CHANGES: ProTek reserves the right to discontinue product lines without notice, and that the final judgement concerning selection and specifications is the buyer's and that in furnishing engineering and technical assistance, ProTek assumes no responsibility with respect to the selection or specifications of such products.

ProTek Devices
 2929 South Fair Lane, Tempe, AZ 85282
 Tel: 602-431-8101 Fax: 602-431-2288
 E-Mail: sales@protekdevices.com
 Web Site: www.protekdevices.com