


HIGH POWERED DSIP® TVS ARRAY



DSIP PACKAGE

DESCRIPTION

The DD3K Series are high powered TVS arrays available in a 16 pin Dual SIP package. These devices are designed to protect telecommunications equipment from the damaging effects of ESD, EFT and secondary transient threats.

The DD3K series has a peak pulse power rating of 3000 Watts for an 10/1000 μ s waveshape. These devices meets the IEC 61000-4-2, IEC 61000-4-4 and IEC 61000-4-5 requirements.

FEATURES

- Compatible with IEC 61000-4-2 (ESD): Air - 15kV, Contact - 8kV
- Compatible with IEC 61000-4-4 (EFT): 40A - 5/50ns
- Compatible with IEC 61000-4-5 (Surge): 8/20 μ s, 95A - Level 4(Line-Gnd) & 48A, Level 4(Line-Line), 83A Level 2 (Power)
- 3000 Watts Peak Pulse Power per Line (tp = 10/1000 μ s)
- Unidirectional & Bidirectional Configurations
- ESD Protection > 25 kilovolts
- High Surge Capability

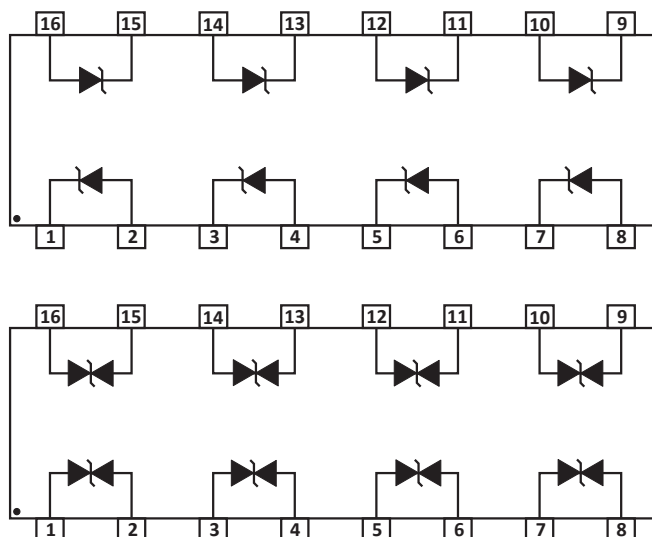
APPLICATIONS

- RS-232 & RS-423 Data Lines
- T1/E1 & T3/E3
- ATM Circuit Interfaces
- xDSL Interfaces
- Cable Modem Intra-Structure Protection
- V.34/V.90

MECHANICAL CHARACTERISTICS

- Molded 16 Pin Plastic DSIP® Package
- Approximate Weight: 2.5 grams
- Leads Hot Solder Dipped
- Solder Reflow Temperature:
Tin/Lead - Sn/Pb: 240-245°C
- Flammability Rating UL 94V-0
- MSL Level 1

PIN CONFIGURATIONS



TYPICAL DEVICE CHARACTERISTICS

MAXIMUM RATINGS @ 25°C Unless Otherwise Specified

| PARAMETER | SYMBOL | VALUE | UNITS |
|--|-----------|------------|-------|
| Peak Pulse Power (tp = 10/1000μs) - See Figure 1 | P_{PP} | 3000 | Watts |
| Operating Temperature | T_L | -55 to 150 | °C |
| Storage Temperature | T_{STG} | -65 to 150 | °C |

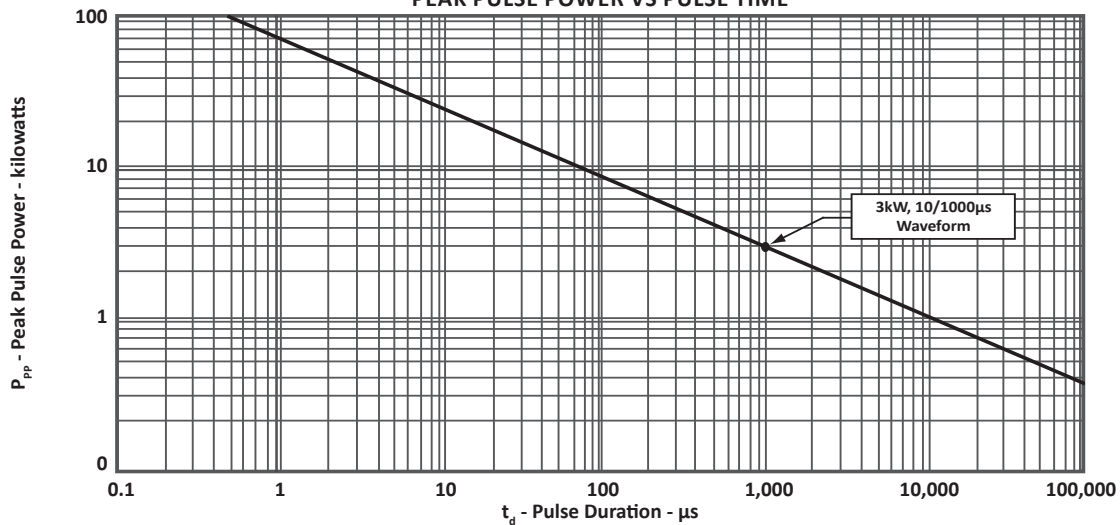
ELECTRICAL CHARACTERISTICS PER LINE @ 25°C Unless Otherwise Specified

| PART NUMBER (Note 1) | D1-D8 BREAKDOWN VOLTAGE VOLTS @ $I_{(BR)}$ | $I_{(BR)}$ mA | MAXIMUM STANDBY CURRENT @ V_{WM} μA | REVERSE STAND-OFF VOLTAGE V_{WM} VOLTS | MAXIMUM CLAMPING VOLTAGE V_C @ I_{PP} | D1-D8 PEAK PULSE CURRENT |
|-------------------------|--|------------------|---|--|--|-----------------------------------|
| DD3K06CA | 6.67-7.37 | 10 | 1000 | 6.0 | 10.3 | 291.3 |
| DD3K09CA | 10.0-11.1 | 1 | 10 | 9.0 | 15.4 | 194.8 |
| DD3K12CA | 13.3-14.7 | 1 | 5 | 12.0 | 19.9 | 150.6 |
| DD3K18CA | 20.0-22.1 | 1 | 2 | 18.0 | 29.2 | 102.8 |
| DD3K30A | 33.3-36.8 | 1 | 2 | 30.0 | 48.4 | 62.0 |
| DD3K40A | 44.4-49.1 | 1 | 2 | 40.0 | 64.5 | 46.4 |

NOTES

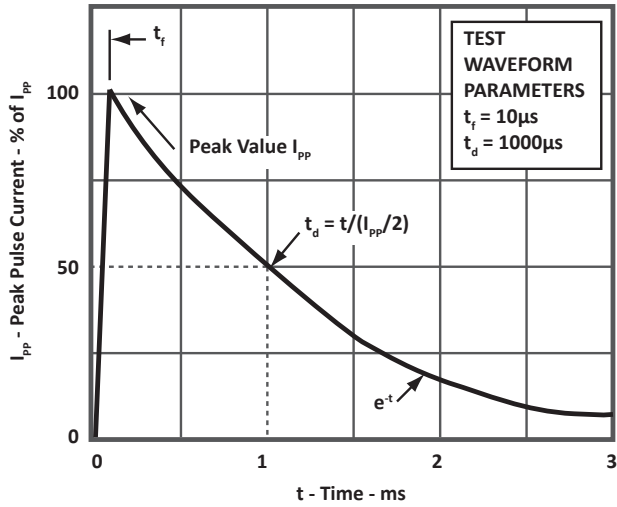
1. Part numbers with an additional "C" suffix are bidirectional, i.e., "DD3K06CA".

FIGURE 1
PEAK PULSE POWER VS PULSE TIME

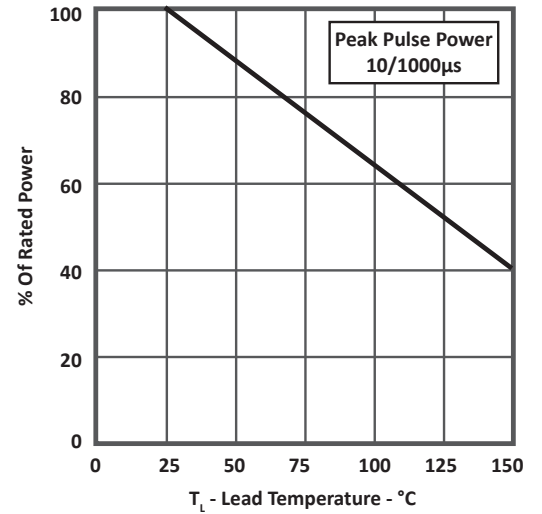


TYPICAL DEVICE CHARACTERISTICS

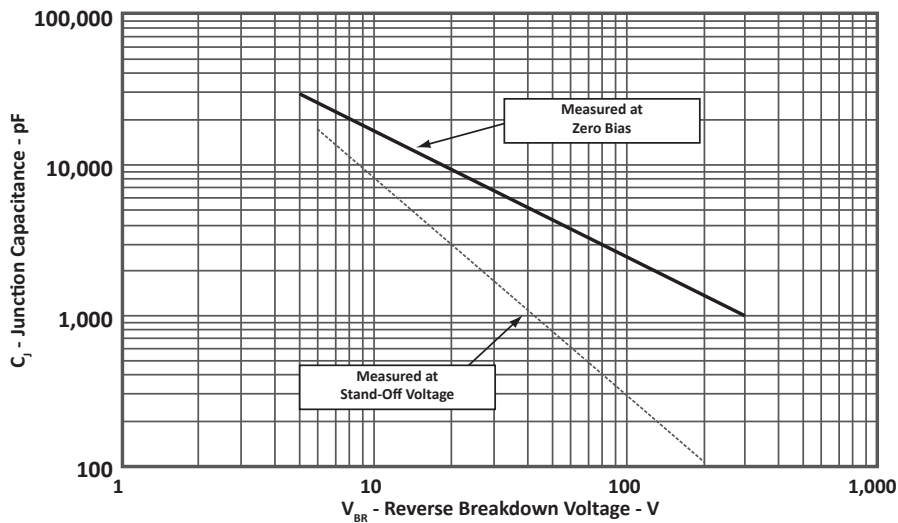
**FIGURE 2
PULSE WAVEFORM**



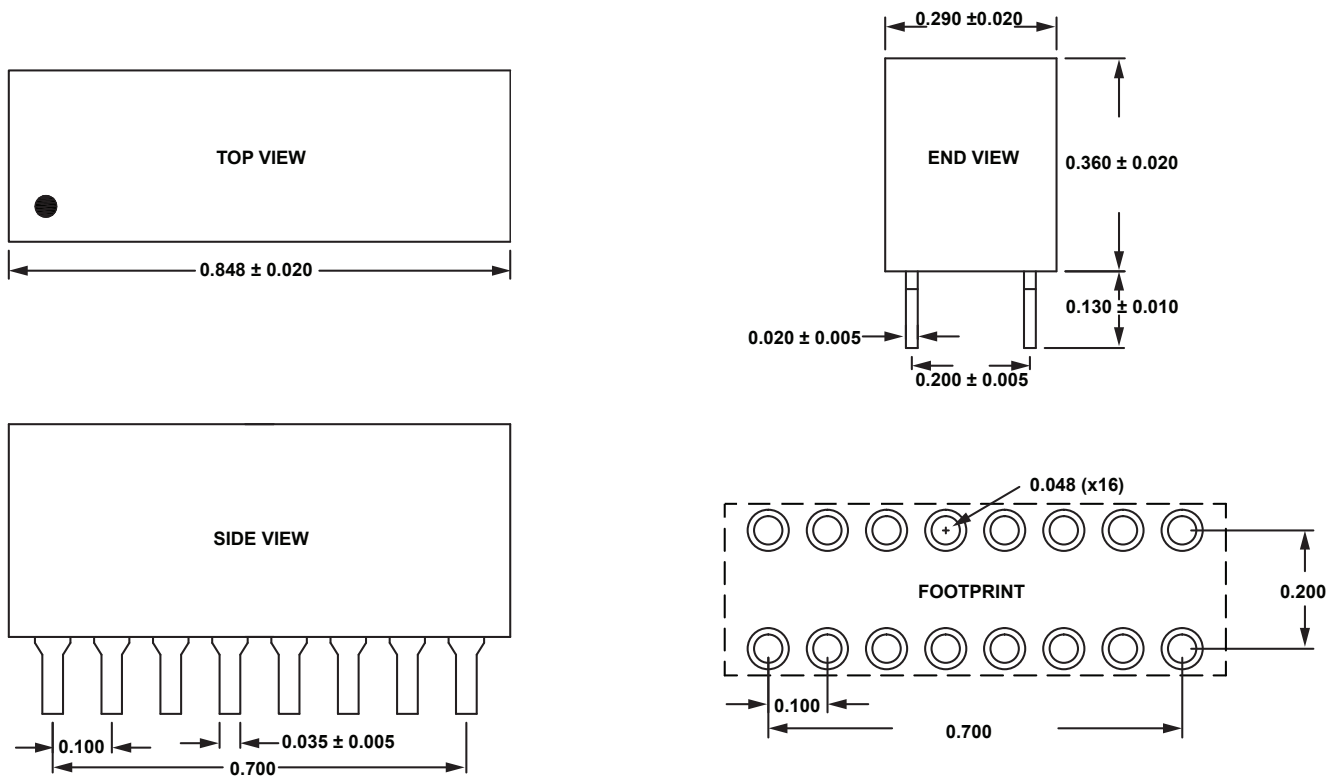
**FIGURE 3
POWER DERATING CURVE**



**FIGURE 4
TYPICAL JUNCTION CAPACITANCE VS BREAKDOWN VOLTAGE**



16 PIN DSIP PACKAGE INFORMATION



ORDERING INFORMATION

| BASE PART NUMBER (xx = Voltage) | LEADFREE SUFFIX | TAPE SUFFIX | QTY/REEL | REEL SIZE | TUBE QTY |
|------------------------------------|-----------------|-------------|----------|-----------|----------|
| DD3KxxA | n/a | n/a | n/a | n/a | n/a |
| DD3KxxCA | n/a | n/a | n/a | n/a | n/a |

NOTES

- Marking on Part - logo, part number, date code and pin one defined by dot on top of the package.

COMPANY INFORMATION

COMPANY PROFILE

In business more than 25 years, ProTek Devices™ is a privately held semiconductor company. The company offers a product line of overvoltage protection and overcurrent protection components. These include transient voltage suppressor array (TVS arrays) avalanche breakdown diode, steering diode TVS array and electronics SMD chip fuses. These components deliver circuit protection in electronic systems from numerous overvoltage and overcurrent events. They include lightning; electrostatic discharge (ESD); nuclear electromagnetic pulses (NEMP); inductive switching; and electromagnetic interference (EMI) / radio frequency interference (RFI). ProTek Devices also offers LED wafer die for ESD protection and related high frequency products. ProTek Devices is ISO 9001:2015 certified.

CONTACT US

Corporate Headquarters

2929 South Fair Lane
Tempe, Arizona 85282
USA

By Telephone

General: 602-431-8101
Sales: & Marketing: 602-414-5109
Customer Service: 602-414-5114
Product Technical Support: 602-414-5107

By Fax

General: 602-431-2288

By E-mail:

Asia Sales: asiasales@protekdevices.com
Europe Sales: europesales@protekdevices.com
U.S. Sales: ussales@protekdevices.com
Distributor Sales: distysales@protekdevices.com
Customer Service: service@protekdevices.com
Technical Support: support@protekdevices.com

ProTek Devices (Asia Pacific) Pte. Ltd.

8 Ubi Road 2, #06-19
Zervex
Singapore - 408538
Tel: +65-67488312
Fax: +65-67488313

Web

www.protekdevices.com

COPYRIGHT © ProTek Devices 2016 - This literature is subject to all applicable copyright laws and is not for resale in any manner.

SPECIFICATIONS: ProTek reserves the right to change the electrical and or mechanical characteristics described herein without notice.

DESIGN CHANGES: ProTek reserves the right to discontinue product lines without notice and that the final judgement concerning selection and specifications is the buyer's and that in furnishing engineering and technical assistance. ProTek assumes no responsibility with respect to the selection or specifications of such products. ProTek makes no warranty, representation or guarantee regarding the suitability of its products for any particular purpose, nor does ProTek assume any liability arising out of the application or use of any product or circuit and specifically disclaims any and all liability without limitation special, consequential or incidental damages.

LIFE SUPPORT POLICY: ProTek Devices products are not authorized for use in life support systems without written consent from the factory.